

V O L V O



V O L V O

DIPLOMATIC
SALES

VOLVO XC40



SENSUS

We wanted interaction with the Volvo XC40 to be as natural, intuitive and human as possible. At the heart of this strategy is “Sensus”, our consistent Volvo signature approach that allows you to communicate instinctively and in a unique way with your vehicle, as well as connecting to the digital world. We have also equipped the XC40 with voice control for the most common functions: simply select the menu you want and address your XC40 as if you were speaking to a human. Add Volvo On Call for a unique connection between you and your vehicle, and between your vehicle and the world outside.

INTELLISAFE

In 1927, our founders Assar Gabrielsson and Gustaf Larson decided to produce large, solid cars capable of tackling Sweden's country roads. But it wasn't enough for them to produce cars that were simply robust. They had a vision: ‘Cars are driven by people. Which is why at Volvo, the key driver behind everything we do is, and must continue to be, safety.’ The XC40 is fitted as standard with a whole arsenal of intuitive safety technologies. These technologies help you during your everyday journeys, they guarantee to protect you if you're involved in an accident, but most importantly, they help you to avoid collisions, or at least ensure they are less serious. We have christened this approach to safety IntelliSafe. We know that XC40-owners love getting behind the wheel, but as our roads become increasingly congested, there's nothing to protect you from other people's mistakes. Which is why IntelliSafe integrates actively intelligent technologies such as City Safety with Steering Support or Collision Warning with Full Auto Brake, Pedestrian Detection, Cyclist Detection and Large Animal Detection, Lane Keeping Aid with Run-off Road Mitigation, Oncoming Lane Mitigation and Driver Alert Control. That's IntelliSafe.

RECHARGED

Volvo Cars is taking safety to the next level. Because safety goes further than just road safety, doesn't it? Isn't growing up in a safe climate just as important? We promise that from now on, we will not only protect the people who drive our cars and their loved ones, but the planet and hence their future, too. We plan to do this by giving our company, our activities and everything we do a new turn, or in other words, by ‘recharging’. We aim to be a climate-neutral company by 2040 by making far-reaching changes to our activities. In the meantime, we undertake to reduce our CO₂ emissions by 40% compared with the year 2018 by 2025, not only by limiting emissions from our cars through a clear electrification strategy but also by tackling the carbon footprint of the entire production cycle. This way, we are contributing our mite towards curbing CO₂ emissions and creating a safer living environment.

VOLVO ASSISTANCE⁺

Thanks to Volvo Assistance⁺, as a Volvo driver you are entitled to fast, efficient assistance if you break down or have an accident, whatever the circumstances. Our unique Volvo Assistance⁺ service is there to help you and your passengers 24 hours a day, 365 days a year, virtually everywhere in Europe. Volvo Assistance⁺ is included in the purchase of your new Volvo and as well as guaranteeing you breakdown assistance at home or on the road, it also ensures you mobility and flexibility. You remain mobile at all times and you also have the right to a wide range of supplementary services. So you don't have to worry about being able to continue your journey, whether you were going on holiday or you were on your way in your everyday trips. Volvo Assistance⁺ is activated when you go and collect your new car and is valid for three years as of that day. Combine Volvo Assistance⁺ with Volvo Car Extended Warranty or Total Service Plan for total peace of mind. Your dealer will be happy to tell you about those options.

p 3	XC40 offer
p 4-5	Standard equipment XC40 Momentum Core
p 6-9	Trim levels
p 10	XC40 P8 AWD Recharge supplementary standard equipment
p 11	Alloy wheels
p 12	Exterior
p 13	Interior
p 14-16	Option and accessory packs
p 17	Polestar Engineered Optimisation
p 18	Options
p 20-21	Accessories and Extended Services
p 22-27	Technical specifications

VOLVO XC40 OFFER

Engines	Transmission	Trim level	Power output hp/kW	CO ₂ emissions NEDC 2.0	CO ₂ emissions WLTP	List price € excl. VAT	List price € incl. VAT BE	List price € incl. VAT LU ⁽¹⁾
VOLVO XC40								
PETROL								
T2	Manual 6-speed	Momentum Core	129/95	142 - 146	154 - 173	24.752,07	29.950	28.960
T2	Geartronic 8-speed	Momentum Core	129/95	147 - 151	162 - 179	26.446,28	32.000	30.942
T3	Manual 6-speed	Momentum Core	163/120	142 - 146	154 - 173	26.487,60	32.050	30.990
T3	Geartronic 8-speed	Momentum Core	163/120	147 - 151	162 - 179	28.223,14	34.150	33.021
MILD HYBRID PETROL								
B4	Geartronic 8-speed	Momentum Pro	197/145	144 - 151	156 - 175	34.834,71	42.150	40.757
B4 AWD	Geartronic 8-speed	Momentum Pro	197/145	147 - 151	169 - 186	36.528,93	44.200	42.739
B5 AWD	Geartronic 8-speed	Inscription	250/184	147 - 151	169 - 186	41.528,93	50.250	48.589
PLUG-IN HYBRID								
T4 Recharge	Geartronic 7-speed	Inscription Expression	211/155	41 - 45	45 - 55	38.661,16	46.780	45.234
T5 Recharge	Geartronic 7-speed	Inscription Expression	262/192	41 - 45	45 - 55	39.570,25	47.880	46.297
FULL ELECTRIC								
P8 AWD Recharge	Shift-by-wire Singlespeed	R-Design	408/300	0	0	51.983,47	62.900	60.821
DIESEL*								
D3	Manual 6-speed	Momentum Core	150/110	127 - 130	143 - 154	28.760,33	34.800	33.650
D3	Geartronic 8-speed	Momentum Core	150/110	131 - 134	156 - 165	30.495,87	36.900	35.680
D3 AWD	Geartronic 8-speed	Momentum Pro	150/110	141 - 144	165 - 173	35.123,97	42.500	41.095
D4 AWD	Geartronic 8-speed	Momentum Pro	190/140	131 - 135	166 - 185	37.603,31	45.500	43.996






* Only from stock

Vehicles destined for EEA. The models listed above are destined for the European Economic Area ('EEA') market. Volvo Cars does not guarantee the compatibility of these models with any rules or regulations applicable outside the EEA. If you export these models outside of the EEA or if you request us to do so for you, such export will take place at your own risk.

Export of vehicles. Export outside of the country of purchase in any event occurs at your risk and cost. The prices listed above are exclusive of freight charges, taxes, licenses and any other documentation related to the export of your vehicle outside of the country of purchase. In case of export, the dealer will request you to deposit the amount of VAT applicable in the country of purchase as a guarantee. The dealer will reimburse the relevant amount to you upon receipt of (i) proof that you are exempted from VAT in the country where the vehicle is registered, or (ii) proof that VAT has been paid in the country where the vehicle is registered.

(1) Prices. A delivery fee of € 250 (excl. VAT) will be added to the prices listed above for vehicles supplied in the Grand Duchy of Luxembourg. The above-listed prices are furthermore exclusive of dealer preparation fees. Therefore, additional charges may be applied at your delivery point. Finally, you will be responsible for the payment of VAT (as applicable in the country of first registration of your vehicle) and any other taxes, as well as any registration and similar fees, all to the extent applicable. For ease of reference, VAT as currently applicable in Belgium and the Grand Duchy of Luxembourg are listed above.

The Volvo XC40 has been approved in accordance with the World Harmonised Light Vehicle Test Procedure (WLTP), a new and more realistic test procedure for measuring the fuel consumption and CO₂ emissions of the car. The WLTP replaces the New European Driving Cycle test procedure, "NEDC", and takes account of the options and certain accessories in the car which have an impact on the weight and aerodynamics of the vehicle. Owing to the more realistic test conditions, the fuel consumption and CO₂ emissions measured in accordance with the WLTP are in many cases higher than those measured using the NEDC. Until the end of 2020, a transition period is in force during which the WLTP value is converted into a correlated NEDC (NEDC 2.0). However, in the NEDC 2.0, only the tyre rolling resistance is taken into account, and not the options and accessories.

Trim levels	List price € excl. VAT	List price € incl. VAT BE	List price € incl. VAT LU	T2	T3	B4	B4 AWD	B5 AWD	T4/T5 Recharge	P8 AWD Recharge	D3*	D3 AWD*	D4 AWD*
MOMENTUM CORE	0,00	0	0	S	S	-	-	-	-	-	S	-	-
	XC40 T2 Momentum Core in Solid Black, with 17" 5-spoke Silver alloy wheels												
MOMENTUM PRO	2.933,88	3.550	3.433	O	O	S	S	-	-	-	O	S	S
	XC40 T2 Momentum Pro in optional Fusion Red Metallic, with 18" 5-spoke Silver alloy wheels												
INSCRIPTION EXPRESSION	0,00	0	0	-	-	-	-	-	S	-	-	-	-
	XC40 T5 Recharge Inscription Expression in optional Denim Blue Metallic, with 18" 5-aerospoke Glossy Black/Diamond Cut alloy wheels												
	INSCRIPTION	5.000,00	6.050	5.850	O	O	-	-	S	-	O	-	-
		2.355,37	2.850	2.756	-	-	-	-	S	O	-	-	-
		2.066,12	2.500	2.417	-	-	O	O	S	-	-	O	O
XC40 T5 Recharge Inscription in optional Pebble Grey Metallic, with 19" 5-double spoke Glossy Black/Diamond Cut alloy wheels													
	R-DESIGN	5.247,93	6.350	6.140	O	O	-	-	-	S	O	-	-
		2.685,95	3.250	3.143	-	-	-	-	-	O	S	-	-
		2.314,05	2.800	2.707	-	-	O	O	-	-	S	-	O
		247,93	300	290	-	-	-	-	O	-	S	-	-
XC40 T5 Recharge R-Design in optional Bursting Blue Metallic, with optional 20" 5-double spoke Matt Black/Diamond Cut alloy wheels													

* Only from stock

O = Option | S = Standard | - = Not available

STANDARD EQUIPMENT XC40 MOMENTUM CORE



XC40 T2 Momentum Core in Solid Black, with 17" 5-spoke Silver alloy wheels

SAFETY - INTELLISAFE

Stability and traction control: Electronic Stability Control (ESC) including Active Yaw Control, Understeer Control Logic, Advanced Stability Control, Roll Stability Control, Driver Steering Recommendation, Sport Mode, Dynamic Torque Vectoring, Trailer Stability Assist (only with the tow bar) and Hill Descent Control (only with All Wheel Drive) | Traction Control (TC) including Corner Traction Control with Torque Vectoring | Spin Control including Engine Drag Control.

Lane Keeping Aid: helps the driver to stay in lane (active between 65 and 180 km/h), including Run-off Road Mitigation: helps prevent the vehicle from running off the road, with steering aid and braking intervention (active between 65 and 140 km/h)

Oncoming Lane Mitigation: helps the driver to avoid collisions with vehicles coming in the opposite direction by automatically adjusting the steering

Driver Alert Control (DAC): system that detects and warns of tiredness

Road Sign Information (RSI) with Speed Limiter: display of road sign information with excess speed warning and automatic speed limiter

Connected Safety technology including Slippery Road Alert and Hazard Light Alert

Automatic braking after a collision

Indirect Tyre Pressure Monitoring System (iTPMS)

City Safety system: helps the driver to avoid or attenuate collisions with other vehicles (including those coming in the opposite direction at crossroads), cyclists, pedestrians and large animals (active up to a speed difference of 50 km/h, day and night), including active braking assistance

Ultra-resistant structure of vehicle interior and roof in boron steel

Collapsible steering column

Automatic unlocking after a collision

Height-adjustable seat belts in front and with pre-tensioners and load limiters front and rear

Run-off Road Protection: protection if the vehicle leaves the road, with path correction (Run-off Road Mitigation), including energy-absorbing front seat cushions

Front airbags including driver's knee airbag, SIPS® side airbags and inflatable curtains

WHIPS® (Whiplash Injury Protection System): provides protection against injuries due to whiplash thanks to specific energy-absorbing backrests and seats and head restraints integrated into the front seats

Brake Pedal Release: automatic release of brake pedal, by means of a pyrotechnic device, in the event of an accident to attenuate injuries to feet, legs and back

Emergency brake lights

Manual child safety lock on rear doors

Isofix anchorages for the outer positions of the rear seat

Front passenger airbag cut-off switch

PERSONAL SAFETY AND CONVENIENCE

Keyless Start: starts the engine without a key

Electric parking brake with Auto Hold (automatic brake at a standstill) and Hill Start Assist (assistance to start on a hill or slope) functions

External and internal approach lighting, turned on when the vehicle is unlocked

Follow Me Home safety lighting

Remote-controlled central locking, automatic door locking > 7 km/h (to be activated from the menu) and automatic unlocking after a collision

Comfort closing: simultaneous locking/unlocking and closing/opening of all the doors and windows, as well as the optional sunroof

Immobiliser

Two remote controls, including one "Care Key" which allows you to set a lower maximal speed (<180 km/h)

Tyre repair kit

CLIMATE CONTROL

Single-zone electronic automatic climate control with humidity sensor, air recirculation function and pollen filter

Clean Zone: IAQS (Interior Air Quality System) to improve air quality inside the vehicle, with active filter

Pre-ventilation and post-climatisation function for the interior of the vehicle when the engine is switched off

Front wipers blades with integrated washers ("Aquablades")

Rain sensor with adjustable sensitivity level

INTERIOR

Comfort fronts seats with manual adjustable height and length

Adjustable driver seat cushion incline

Textile upholstery

Rear seats with folding back in two parts (60/40)

Charcoal Central console at front with armrest and large storage compartment, two cup holders and two open storage compartments

Charcoal 'City Map' inlays in the dashboard and the doors

Textile floor mats at front and rear

Interior lighting including vanity mirror with light on the driver's side, reading lights in front and load compartment lighting

Black leather steering wheel, height- and depth-adjustable

Leather gear lever knob

Interior rear-view mirror with manual dimming

12 V socket on the right-hand side of the load compartment

12.3" adaptive digital driver display with different view modes

Cruise control with speed limiter

STANDARD EQUIPMENT XC40 MOMENTUM CORE

VERSATILITY
Very spacious storage bins in front doors
Card holder in the dashboard and on the reverse side of the sunshade on driver's side
2 USB-C connections at the rear of the central console
Flat load floor with bench seat back folded down
Rigid, detachable luggage cover, stored beneath the luggage compartment floor
Storage space beneath luggage compartment floor
Four shopping bag hooks and four folding load retainer eyelets in luggage compartment
MULTIMEDIA & CONNECTIVITY
Volvo On Call: integrated assistance service with E-Call function and SOS assistance service for emergencies Service On Call for roadside assistance via Volvo Assistance Comfort services via the Volvo On Call app for smartphone: (un)lock and locate the car, send the destination to the navigation system, vehicle log book, consult the dashboard, receive warnings, intrusion alert, programming/activation of parking heater (when with Winter Pro Pack and only with Geartronic) Wi-Fi hotspot function thanks to integrated SIM card reader and 4G roof antenna Three-year subscription included
Volvo Sensus Connect: 9" central touchscreen to control climate control, audio system, Internet services, applications, car menu and navigation (optional). Extended voice command functionality and connection sharing via 4G, Wi-Fi or Bluetooth®
Performance audio system with RDS radio, Internet radio, USB-A connection, 3 speakers (2 full-range in front, 1 air woofer beneath the windscreen) and Performance 80 W amplifier
Bluetooth® hands-free telephone system and audio streaming
Pre-installed apps (connection sharing functionality): Spotify, HERE Internet maps & local search, TuneIn, Storytel, Stitcher, Yelp, Glympse, Wiki Locations, Park & Pay, Connected Service Booking, digital driver's manual
Controls integrated into steering wheel for driver display, cruise control, audio, telephone, optional navigation system and voice commands
DAB+ (Digital Audio Broadcasting)
EXTERIOR
LED headlights with integrated T-shaped daytime running lights, automatic level adjustment, Active High Beam and Volvo Safety Lights
17" 5-spoke Silver alloy wheel with 235/60 R17 V class A tyres
Dynamic chassis
Grille with chrome frame and dark grey vertical strips
Classic Black skidplates front and rear
Hidden tail pipes
Wheel arches and lower bodywork parts in Matt Black plastic
Power retractable heated outer rear-view mirrors with colour coordinated covers and integrated LED indicator
Black side windows trim
Integrated black roof rails
Roof spoiler
Rear Park Assist
Engine emblem



TRIM LEVELS

MOMENTUM PRO	List price € excl. VAT	List price € incl. VAT BE	List price € incl. VAT LU	T2	T3	B4	B4 AWD	B5 AWD	T4/T5 Recharge	P8 AWD Recharge	D3*	D3 AWD*	D4 AWD*
(Includes XC40 Momentum Core equipment supplemented by specific XC40 Momentum Pro equipment)	2.933,88	3.550	3.433	O	O	S	S	–	–	–	O	S	S



XC40 T2 Momentum Pro in optional Fusion Red Metallic, with 18" 5-spoke Silver alloy wheels

MOMENTUM PRO INTERIOR
Sensus navigation system providing access to a wide range of services: 3D navigation Traffic information via TMC and extended traffic information in real time via RTTI (Real Time Traffic Information, requires an Internet connection via smartphone) Cartography of Western Europe on hard drive Free map updates for life Voice recognition and additional apps
Smartphone integration (Apple CarPlay® and Android Auto®), with two front USB connections included Access to third developers apps such as Spotify®, Waze®, Google Maps® and WhatsApp®
High Performance audio system with RDS radio, Internet radio, USB-A connection, 8 speakers (1 full-range and 1 air woofer beneath the windscreen, 2 tweeters in front and 4 mid-range front and rear) and High Performance 250 W amplifier
Drive Modes: five drive modes with different parameters for the engine, optional automatic gearbox, optional integral transmission, assisted steering, brakes and stability control
Two-zone electronic automatic climate control system with air vents at the rear, humidity sensor, air recirculation function and pollen filter
Urban Grid aluminium inlay in the dashboard and the doors
Interior lighting Plus, including vanity mirrors with light at front, dimmed lighting at front and floor lights at front
Charcoal finish on the central console and centre display trim and the front air vents
Inner rear-view mirror with automatic dimming
Black leather steering wheel with Silk Metal inlay, height- and depth-adjustable
Folding hook in the glove compartment lid to hang small bags
Textile upholstery
Power-operated four-way lumbar support
Storage pockets in backrest of front seats
Removable litter bin with lid in the central console (for automatic transmission version only, and not on XC40 T4/T5 Recharge)
Rear seats with central armrest with cup holder and load hatch
Moulded cargo divider under the luggage compartment floor between the storage space and the repair kit/optional spare wheel compartment
MOMENTUM PRO EXTERIOR
Keyless Entry: passive (un)locking, hands-free tailgate opening/closing (foot movement under the rear bumper), LED entry light and lighting in the door handles
Power-operated tailgate
18" 5-spoke Silver alloy wheels with 235/55R18 V class A tyres
Glossy Silver skidplates front and rear
Integrated aluminium roof rails
Outer rear-view mirrors with automatic dimming
LED front fog lights
AWD emblem on tailgate (D3/D4 AWD Geartronic and B4 AWD Geartronic)

* Only from stock

O = Option | S = Standard | – = Not available



TRIM LEVELS

INSCRIPTION EXPRESSION	List price € excl. VAT	List price € incl. VAT BE	List price € incl. VAT LU	T2	T3	B4	B4 AWD	B5 AWD	T4/T5 Recharge	P8 AWD Recharge	D3	D3 AWD	D4 AWD
(Supplementary standard equipment for the XC40 T4/T5 Recharge Inscription Expression added to the XC40 Momentum Pro equipment)	0,00	0	0	-	-	-	-	-	S	-	-	-	-



XC40 T5 Recharge Inscription Expression in optional Denim Blue Metallic, with 18" 5-aerospoke Glossy Black/Diamond Cut alloy wheels

INSCRIPTION EXPRESSION INTERIOR
Preconditioning to cool/heat the cabin to comfort temperature (only possible when the car is plugged)
Fuel operated parking heater with timer, pre-ventilation and climate comfort maintenance function (also to be activated via the Volvo On Call app)
Drive Modes: five drive modes (Hybrid, Pure, Off Road, Power, Individual) with different parameters for the use of the combustion and/or electrical engine, automatic gearbox, assisted steering, brakes and stability control
Recharge aluminium door sills at front
Charging cable storage bag
INSCRIPTION EXPRESSION EXTERIOR
18" 5-aerospoke Glossy Black/Diamond Cut alloy wheels with 235/55R18 V class A tyres
Charging port (EVI 2) located in left front wing
10A charging cable with Schuko socket (for domestic use), length 7 m
Recharge emblem in relief on the rear roof pillar
Glossy Silver skidplates front and rear
Inscription Glossy Black grille with chrome frame and chrome vertical inserts
Chrome trim on lower part of side windows

S = Standard | - = Not available



TRIM LEVELS

INSCRIPTION	List price € excl. VAT	List price € incl. VAT BE	List price € incl. VAT LU	T2	T3	B4	B4 AWD	B5 AWD	T4/T5 Recharge	P8 AWD Recharge	D3*	D3 AWD*	D4 AWD*
(Includes XC40 Momentum Pro/Inscription	5.000,00	6.050	5.850	O	O	–	–	S	–	–	O	–	–
Expression equipment supplemented by specific	2.355,37	2.850	2.756	–	–	–	–	S	O	–	–	–	–
XC40 Inscription equipment)	2.066,12	2.500	2.417	–	–	O	O	S	–	–	–	O	O



XC40 T5 Recharge Inscription in optional Pebble Grey Metallic, with 19" 5-double spoke Glossy Black/Diamond Cut alloy wheels

INSCRIPTION INTERIOR
Arianne leather upholstery
Front seats with seat cushion extension
Drift Wood inlay in dashboard and doors, including dimmed lighting in dashboard
High Gloss Black finish on the central console and centre display trim and the front air vents (not with manual gearbox)
Inscription textile floor mats at front and rear
Volvo (Recharge for T4/T5) aluminium door sills at front
Crystal gearshifter, handmade by Swedish glass maker Orrefors (with Geartronic only)
Interior lighting Pro (very generous amount of interior lighting including dimmed lighting at front and rear)
Aluminium load sill protection
INSCRIPTION EXTERIOR
18" 6-spoke Glossy Black/Diamond Cut alloy wheels with 235/55R18 V class A tyres
19" 5-double-spoke Glossy Black/Diamond Cut alloy wheels with 235/50R19 V class A tyres (only for T4/T5 Recharge)
Glossy Silver skidplates front and rear
Inscription Glossy Black grille with chrome frame and chrome vertical inserts
Chrome trim on lower part of side windows
Recharge emblem in relief on the rear roof pillar (only for T4/T5 Recharge)
AWD emblem on tailgate (B4 AWD, B5 AWD, D3 AWD and D4 AWD)

* Only from stock

O = Option | S = Standard | – = Not available



TRIM LEVELS

R-DESIGN	List price € excl. VAT	List price € incl. VAT BE	List price € incl. VAT LU	T2	T3	B4	B4 AWD	B5 AWD	T4/T5 Recharge	P8 AWD Recharge	D3*	D3 AWD*	D4 AWD*
(Includes XC40 Momentum Pro/Inscription Expression equipment supplemented by specific XC40 R-Design equipment)	5.247,93	6.350	6.140	O	O	–	–	–	–	S	O	–	–
	2.685,95	3.250	3.143	–	–	–	–	–	O	S	–	–	–
	2.314,05	2.800	2.707	–	–	O	O	–	–	S	–	O	O
	247,93	300	290	–	–	–	–	O	–	S	–	–	–



XC40 T5 Recharge R-Design in optional Bursting Blue Metallic, with optional 20" 5-double spoke Matt Black/Diamond Cut alloy wheels

R-DESIGN INTERIOR
R-Design upholstery in Nubuck/Nappa leather
Front seats with manual seat cushion extension
Black headlining
Cutting Edge aluminium inlay in dashboard and doors, including dimmed lighting in dashboard
High Gloss Black finish on the central console and centre display trim and the front air vents (not with manual gearbox)
R-Design textile floor mats at front and rear
Volvo (Recharge for T4/T5 and P8 AWD) aluminium door sills at front
Aluminium R-Design sport pedals
R-Design sport steering wheel covered in perforated leather with Silk Metal Inlay
R-Design gear knob
Interior lighting Pro (very generous amount of interior lighting including dimmed lighting at front and rear)
Aluminium load sill protection
R-DESIGN EXTERIOR
18" 5-double-spoke Matt Black/Diamond Cut alloy wheels with 235/55R18 V class A tyres
19" 5-double-spoke Matt Black/Diamond Cut alloy wheels with 235/50R19 V class A tyres (only for T4/T5 Recharge)
Sport chassis (stiffer, sporty suspension, not lowered) (not on P8 AWD Recharge)
Glossy Black skidplates front and rear
R-Design grille with Glossy Black frame and Glossy Black horizontal inserts (not on P8 AWD Recharge)
High Gloss Black trim on lower part of side windows
Recharge emblem in relief on the rear roof pillar (only for T4/T5 Recharge and P8 AWD Recharge)
Roof and rear-view mirror caps in contrasting Solid Black
Integrated Glossy Black roof rails
AWD emblem on tailgate (B4 AWD, B5 AWD, D3 AWD and D4 AWD)

* Only from stock


O = Option | S = Standard | – = Not available



XC40 P8 AWD RECHARGE SUPPLEMENTARY STANDARD EQUIPMENT

P8 AWD RECHARGE

(Supplementary standard equipment for the XC40 P8 AWD Recharge added to the XC40 R-Design equipment)



The XC40 P8 AWD Recharge battery is embedded in the car floor. Each axle is driven by its own 150 kW electric motor.

P8 AWD RECHARGE MULTIMEDIA & CONNECTIVITY

Google infotainment system

Navigation via Google Maps

Planning of route including charging stations using Google Assistant

Finding Charging via the centre display and Volvo On Call app – find public charging stations direct from the car or via the app

Speech with Google Assistant “Hey, Google”

Entertainment with apps such as Spotify

Communication with popular in-car apps

New generation 12” driver information display with three new display modes : Calm, Navi and Car Centric

P8 AWD RECHARGE INTERIOR

Battery capacity : 78 kWh (nominal) / 75 kWh (usable)

11 kW onboard charger (AC-DC converter)

Interior climate preconditioning using the centre display or Volvo On Call app (cabin cooling or heating, including heating of the front seats and steering wheel (if present) as well as electric defrosting of the rear window)

Convenient Entry and Start that among other things eliminates the need of a start button. When the driver is seated, the car starts as he/she presses the brake pedal and engages Drive or Reverse

One Pedal Drive

Advanced Driver Assist System (ADAS) sensor platform

Charging cable storage bag

P8 AWD RECHARGE EXTERIOR

Charging port located in the left rear wing

10A charging cable with Schuko socket (for domestic use), length 7 m

Covered grille with body coloured grille frame

Specific rear bumper with no tailpipe

« Frunk » : 31 liter front load compartment
















19” 5-spoke Black Diamond Cut alloy wheels

235/50 R19 tyres (front), 255/45 R19 V tyres (rear)

P8 AWD Recharge emblem on tailgate
















ALLOY WHEELS

		Tyre class	List price € excl. VAT	List price € incl. VAT BE	List price € incl. VAT LU	MOMENTUM CORE	MOMENTUM PRO/ INSCRIPTION EXPRESSION	INSCRIPTION	R-DESIGN	
17" ALLOY WHEELS										
	–	17" 5-spoke Silver 235/60 R17 V tyres	A	0,00	0	0	●	–	–	
18" ALLOY WHEELS										
	921	18" 5-spoke Silver 235/55 R18 V tyres	A	652,89	790	764	O	●/_T4/T5	–	
	–	18" 6-spoke Glossy Black/Diamond Cut 235/55 R18 V tyres	A	0,00	0	0	–	–	●/_T4/T5	
	–	18" 5-double spoke Matt Black/Diamond Cut 235/55 R18 V tyres	A	0,00	0	0	–	–	–	
	1076	18" 5-aerospoke Glossy Black/Diamond Cut 235/55 R18 V tyres	A	107,44	130	126	–	O/●_T4/T5	–	
19" ALLOY WHEELS										
	–	19" 5-spoke Black Diamond Cut 235/50 R19 V tyres (front) 255/45 R19 V tyres (rear)	A	0,00	0	0	–	–	–/●P8	
	922	19" 5-spoke Glossy Black/Diamond Cut 235/50 R19 V tyres	A	495,87	600	580	–	O/_T4/T5	–	
	923	19" 5-spoke Glossy Black/Glossy White 235/50 R19 V tyres (only with Ice White Pack)	A	495,87	600	580	–	O/_T4/T5	–	
	924	19" 5-double spoke Glossy Black/Diamond Cut 235/50 R19 V tyres	A	223,14	270	261	–	–	O/●_T4/T5	–
			A	396,69	480	464	–	–/O_T4/T5	–	–
	911	19" 5-double spoke Matt Black/Diamond Cut 235/50 R19 V tyres	A	396,69	480	464	–	–	–	O/●_T4/T5/_P8
	1077	19" 5-double aero spoke Glossy Black/Diamond Cut 235/50 R19 V tyres	A	495,87	600	580	–	O/_T4/T5	–	–
			A	388,43	470	454	–	–/O_T4/T5	–	–
			A	223,14	270	261	–	–	O/NCO_T4/T5	–
20" ALLOY WHEELS										
	917	20" 5-spoke Glossy Black/Diamond Cut 245/45 R20 V tyres	B	1.033,06	1.250	1.209	–	O/_T4/T5	–	–
			B	933,88	1.130	1.093	–	–/O_T4/T5	–	–
			B	760,33	920	890	–	–	O/_T4/T5	–
			B	545,45	660	638	–	–	–/O_T4/T5	–
	920	20" 5-double spoke Matt Black/Diamond Cut 245/45 R20 V tyres	B	760,33	920	890	–	–	–	O/_T4/T5/P8
			B	371,90	450	435	–	–	–	–/O_T4/T5
	1133	20" 5-double spoke Black Diamond Cut 235/45 R20 V tyres (front) 255/40 R20 V tyres (rear)	A	363,64	440	425	–	–	–	–/O_P8
21" ALLOY WHEELS										
	800141	21" 5-quadruple spoke Glossy Black/Diamond Cut 245/40 R21 V tyres	C	2.322,31	2.810	2.717	–	O/_T4/T5	–	–
			C	2.214,88	2.680	2.591	–	–/O_T4/T5	–	–
			C	2.049,59	2.480	2.398	–	–	O/_T4/T5	O/_T4/T5/P8
			C	1.834,71	2.220	2.147	–	–	–/O_T4/T5	–
			C	1.661,16	2.010	1.944	–	–	–	O_T4/T5/_

O = Option | ● = Included in trim level | – = Not available | NCO = No-cost option | T4/T5/P8 = Only for T4/T5 Recharge/P8 AWD Recharge

EXTERIOR

		List price € excl. VAT	List price € incl. VAT BE	List price € incl. VAT LU	MOMENTUM CORE	MOMENTUM PRO/ INSCRIPTION EXPRESSION	INSCRIPTION	R-DESIGN
SOLID PAINT								
	019 Solid Black	0,00	0	0	●	●	●	●
	614 Ice White	0,00	0	0	NCO	NCO/_T4/T5	–	–
METALLIC PAINT								
	717 Onyx Black Metallic	644,63	780	754	0	0	0	0
	723 Denim Blue Metallic	644,63	780	754	–	0	0	–
	725 Fusion Red Metallic	644,63	780	754	–	0	0	0
	727 Pebble Grey Metallic	644,63	780	754	–	0	0	–
	728 Thunder Grey Metallic	644,63	780	754	0	0	0	0
	729 Glacier Silver Metallic	644,63	780	754	0	0	0	0
EXCLUSIVE METALLIC PAINT								
	707 Crystal White Pearl	909,09	1.100	1.064	–	0	0	0
	720 Bursting Blue Metallic	909,09	1.100	1.064	–	–	–	0
	733 Sage Green Metallic	909,09	1.100	1.064	–	–	–	–/0 ^{P8}
CONTRASTING ROOF COLOUR								
	161 Ice White roof (only with colours 019, 717, 723, 725 and 728)	454,55	550	532	–	0/_T4/T5	–	–
	– Solid Black (combined with colour 717, the roof colour will be executed in Onyx Black Metallic)	0,00	0	0	–	–	–	●

0 = Option | ● = Included in trim level | – = Not available | NCO = No-cost option | T4/T5/P8 = Only for T4/T5 Recharge/P8 AWD Recharge

INTERIOR

		List price € excl. VAT	List price € incl. VAT BE	List price € incl. VAT LU	MOMENTUM CORE	MOMENTUM PRO/ INSCRIPTION EXPRESSION	INSCRIPTION	R-DESIGN
COMFORT SEATS, TEXTILE BELLA SMALL								
R100	Interior base colour and colour steering wheel: Charcoal/Charcoal	0,00	0	0	●	–	–	–
	Colour seats: Charcoal							
	Colour headlining: Blond							
	Colour dashboard inlays: City Map (Charcoal)							
COMFORT SEATS, TEXTILE CITY CANVAS								
R780	Interior base colour and colour steering wheel: Charcoal/Charcoal	0,00	0	0	–	●	–	–
	Colour seats: Charcoal							
	Colour headlining: Blond							
	Colour dashboard inlays: Urban Grid aluminium or City Map							
COMFORT SEATS, TEXTILE CITY BLOCK								
R7C0	Interior base colour and colour steering wheel: Charcoal/Charcoal	0,00	0	0	–	NCO	–	–
	Colour seats: Grey Melange							
	Colour headlining: Charcoal							
	Colour dashboard inlays: Urban Grid aluminium or City Map							
COMFORT SEATS, ARIANNE LEATHER								
RD00	Interior base colour and colour steering wheel: Charcoal/Charcoal	1.272,73	1.540	1.489	–	O	●	–
	Colour seats: Charcoal	231,40	280	271	–	–	●	O
	Colour headlining: Blond (Momentum Pro, Inscription Expression, Inscription) / Charcoal (R-Design)							
	Colour dashboard and central console inlays: Urban Grid aluminium (Momentum Pro, Inscription Expression) / Driftwood (Inscription) / Cutting Edge aluminium (R-Design)							
RD20*	Interior base colour and colour steering wheel: Charcoal/Charcoal	0,00	0	0	–	–	NCO	–
	Colour seats: Amber							
	Colour headlining: Charcoal							
	Colour dashboard and central console inlays: Driftwood							
RD90**	Interior base colour and colour steering wheel: Charcoal/Charcoal	0,00	0	0	–	–	NCO	–
	Colour seats: Oxyde Red							
	Colour headlining: Charcoal							
	Colour dashboard and central console inlays: Driftwood							
UD70	Interior base colour and colour steering wheel: Blond/Charcoal	1.272,73	1.540	1.489	–	O	NCO	–
	Colour seats: Blond							
	Colour headlining: Blond							
	Colour dashboard and central console inlays: Urban Grid aluminium (Momentum Pro, Inscription Expression) / Driftwood (Inscription)							
COMFORT SEATS, NUBUCK/NAPPA LEATHER								
RB00	Interior base colour and colour steering wheel : Charcoal/Charcoal	0,00	0	0	–	–	–	●
	Colour seats: Charcoal							
	Colour headlining: Charcoal							
	Colour dashboard and central console inlays: Cutting Edge aluminium							
197	Lava Orange floor covering, door panel inserts and side of the central console (only with interiour RB00, not with colours 720 and 725)	181,82	220	213	–	–	–	O

* Not available with colour Fusion Red Metallic (725)

** Only available with colours 019, 707, 717, 728 and 729

O = Option | ● = Included in trim level |
– = Not available | NCO = No-cost option

OPTION AND ACCESSORY PACKS

	List price € excl. VAT	List price € incl. VAT BE	List price € incl. VAT LU	MOMENTUM CORE	MOMENTUM PRO/ INSCRIPTION EXPRESSION	INSCRIPTION	R-DESIGN
SENSUS NAVIGATION PACK							
255 Sensus navigation system providing access to a wide range of services: 3D navigation Traffic information via TMC and extended traffic information in real time via RTTI (Real Time Traffic Information, requires an Internet connection via smartphone) Cartography of Western Europe on hard drive Free map updates for life via USB Voice recognition and additional apps							
882 Smartphone integration (Apple CarPlay® and Android Auto®), with two USB connections at the front included Access to third developers apps such as Spotify®, Waze®, Google Maps® and WhatsApp®							
P0006	1.033,06	1.250	1.209	O	–	–	–

INTELLISAFE PRO PACK							
132 IntelliSafe Assist: consists of Adaptive Cruise Control and Pilot Assist. Pilot Assist enables empowered driving on motorways and roads with side ground marking up to a speed of 130 km/h. Adaptive Cruise Control supports you to keep a set distance to the car in front up to a speed of 180 km/h.							
603 IntelliSafe Surround: advanced safety alert and intervention system, including BLIS (Blind Spot Information System with steering assistance), Rear Collision Warning with automatic emergency braking, Prepared Front Safety Belts and Cross Traffic Alert (detection of vehicles coming from the side when reversing)							
P0005	1.289,26	1.560	1.508	O*	O	O	O
* Only with Comfort Pack and extension (option 169)							

COMFORT PACK							
168 Inner rear-view mirror with automatic dimming							
212 Front power-operated four-way lumbar support							
P0014	247,93	300	290	O	●	●	●
COMFORT PACK EXTENSION							
	Supplement	Supplement	Supplement				
169 Inner and outer rear-view mirrors with automatic dimming (replaces option 168)	173,55	210	203	O	●	●	●

PARK ASSIST PACK*							
691 Front Park Assist							
790 Rear Park Assist Camera							
P0012	537,19	650	629	O	O	O	O
PARK ASSIST PACK EXTENSION**							
	Supplement	Supplement	Supplement				
870 + 139 Park Assist Pilot (semi-automatic parking, replaces option 691) and 360° Park Assist Camera with bird's-eye view (replaces option 790)	644,63	780	754	–	O	O	O/– ^{P8}
139 360° Park Assist Camera with bird's-eye view (replaces option 790)	446,28	540	522	–	–	–	O ^{P8}
* Not with Lounge Pack and Tech & Park Assist Pack							
** Only with option 603 or IntelliSafe Pro Pack							

TECH & PARK ASSIST PACK*							
691 Front Park Assist							
790 Rear Park Assist Camera							
1033 Harman Kardon audio system with 13 loud speakers (1 full-range and 1 air woofer beneath the windscreen, 2 tweeters, 4 mid-range, 2 woofers, 2 full-range surround and 1 ventilated subwoofer) and 660 W amplifier							
P0013	950,41	1.150	1.112	–	O	O	O
TECH & PARK ASSIST PACK EXTENSION**							
	Supplement	Supplement	Supplement				
870 + 139 Park Assist Pilot (semi-automatic parking, replaces option 691) and 360° Park Assist Camera with bird's-eye view (replaces option 790)	644,63	780	754	–	O	O	O/– ^{P8}
139 360° Park Assist Camera with bird's-eye view (replaces option 790)	446,28	540	522	–	–	–	O ^{P8}
* Not with Lounge Pack and Park Assist Pack							
** Only with option 603 or IntelliSafe Pro Pack							

O = Option | ● = Included in trim level | – = Not available | P8 = Only for P8 AWD Recharge

OPTION AND ACCESSORY PACKS

		List price € excl. VAT	List price € incl. VAT BE	List price € incl. VAT LU	MOMENTUM CORE	MOMENTUM PRO/ INSCRIPTION EXPRESSION	INSCRIPTION	R-DESIGN
VERSATILITY PACK								
115	Power-operated tailgate (standard from Momentum Pro/Inscription Expression)							
390	Power folding of the rear headrests, operated from centre display							
346	Multifunction folding load floor with shopping bag hook (not available on T4/T5 Recharge)							
41	Nylon safety net between the rear seats and the luggage compartment							
P003		537,19	650	629	O	–	–	–
P003		231,40	280	271	–	O/– ^{T4/T5}	O/– ^{T4/T5}	O/– ^{T4/T5}
P003		165,29	200	193	–	–/O ^{T4/T5}	–/O ^{T4/T5}	–/O ^{T4/T5}

LIGHT PACK								
645	Full LED directional headlights with Active High Beam							
65	High-pressure headlight washers							
879	Interior lighting Pro (very generous amount of interior lighting including dimmed lighting at front and rear) (standard in R-Design and Inscription)							
P0004		743,80	900	870	–	O	–	–
P0004		702,48	850	822	–	–	O	O

WINTER PACK								
11	Heated front seats							
63	Heated wiper blades at front							
869	Heated steering wheel							
P0008		371,90	450	435	O	O	O	O

WINTER PRO PACK								
11	Heated front seats							
63	Heated wiper blades at front							
869	Heated steering wheel							
273	Fuel operated parking heater with timer, pre-ventilation and climate comfort maintenance function (also to be activated via the Volvo On Call app) (standard in T4/T5 Recharge, not available in P8 AWD Recharge)							
752	Heated rear seats (outer seating positions)							
P0010		1.239,67	1.500	1.450	O	O/– ^{T4/T5}	O/– ^{T4/T5}	O/– ^{T4/T5/P8}
P0010		537,19	650	629	–	–/O ^{T4/T5}	–/O ^{T4/T5}	–/O ^{T4/T5/P8}

LUXURY SEAT PACK								
47	Power-operated driver seat with memory function for seat position and outer rear-view mirrors							
10	Power-operated front passenger seat							
1046	Front seats with seat cushion extension (standard in R-Design and Inscription)							
P0001		661,16	800	774	–	O	–	–
P0001		578,51	700	677	–	–	O	O

O = Option | ● = Included in trim level | – = Not available | T4/T5/P8 = Only for T4/T5 Recharge/P8 AWD Recharge

OPTION AND ACCESSORY PACKS

		List price € excl. VAT	List price € incl. VAT BE	List price € incl. VAT LU	MOMENTUM CORE	MOMENTUM PRO/ INSCRIPTION EXPRESSION	INSCRIPTION	R-DESIGN
LOUNGE PACK*								
30	Tilt and slide panoramic sunroof with integrated power-operated sun curtain							
1033	Harman Kardon audio system with 13 loud speakers (1 full-range and 1 air woofer beneath the windscreen, 2 tweeters, 4 mid-range, 2 woofers, 2 full-range surround and 1 ventilated subwoofer) and 660 W amplifier							
691	Front Park Assist							
139	360° Park Assist Camera with bird's-eye view							
P0015		2.190,08	2.650	2.562	–	O	O	O
LOUNGE PACK EXTENSION								
870	Park Assist Pilot (semi-automatic parking, replaces option 691)	Supplement 198,35	Supplement 240	Supplement 232	–	O	O	O/– ^{P8}
* Only with option 603 or IntelliSafe Pro Pack, not with (Tech &) Park Assist Pack								
ICE WHITE PACK*								
923	19" 5-spoke Glossy Black/Glossy White alloy wheels with 235/50 R19 V tyres							
161	Ice White roof							
1097	Outer rear-view mirror caps in Ice White							
P0009		743,80	900	870	–	O/– ^{T4/T5}	–	–
* Only with colours 019, 717, 723, 725 and 728								
PROTECTION PACK								
A00112	Moulded plastic load compartment protection							
A00492	Rubber floor mat front and rear, including tunnel mat							
PA001		161,16	195	189	O	O	O	O
TRAVEL PACK								
A00104	Aluminium transversal roof bars							
A00111	Lock kit - one key system							
A00620	"Designed by Volvo" roof box, glossy black (350 L, 223x94x30 cm), with LED interior light							
PA002		991,74	1.200	1.160	O	O	O	O
SAFETY PACK								
A00106	Luggage net to be attached to load securing eyelets							
A00189	Steel protective grille between the load compartment and the rear seat; can be folded up to the roof							
A00217	Anti-theft wheel locks							
PA003		227,27	275	266	O	O	O	O

O = Option | – = Not available | T4/T5/P8 = Only for T4/T5 Recharge/P8 AWD Recharge

POLESTAR ENGINEERED OPTIMISATION

GET THE MOST
OUT OF YOUR VOLVO.

The Polestar Engineered optimisation represents the opportunity for Volvo car owners to take their driving experience to the next level. A renewed performance driving experience by optimising the complete powertrain. The optimisation also includes that your original warranty and service intervals are unaffected, as are fuel consumption and emission levels. The visual identity of the car doesn't change, but this new driving experience have you never experienced.

- The 6 following features have been optimized:
- 1. Throttle response | Quicker overtaking
 - 2. Gearshift speed | Faster gear shifts and acceleration
 - 3. Off-throttle response | Improved predictability and control
 - 4. Gearshift precision and gear hold | Better precision, smarter gear shift
 - 5. Engine performance | More power when it matters
 - 6. Increased torque AWD | For a more dynamic experience

	List price € excl. VAT	List price € incl. VAT BE	List price € incl. VAT LU	T5 Recharge	D3*	D3 AWD*	D4 AWD*
A00059 POLESTAR ENGINEERED OPTIMISATION	822,31	995	962	O	O	O	O
							O = Option

	T5 Recharge	D3*	D3 AWD*	D4 AWD*
STANDARD				
Engine code	B3154T5	D4204T16	D4204T16	D4204T12
Gearbox	Geartronic	Geartronic	Geartronic	Geartronic
Max. capacity kW/hp/rpm	132/180/5800 + 60/82/4000	110/150/3750	110/150/3750	140/190/4000
Max. torque Nm/rpm	265/1500-3000 + 160/3500	320/1750-3000	320/1750-3000	400/1750-2500
Acceleration 0-100 km/h (sec)	7,3	10,2	10,4	7,9
WLTP CO ₂ emissions (combined) g/km	45-55	156-165	165-173	166-185
NEDC 2.0 CO ₂ emissions (combined) g/km	41 (A) / 43 (B) / 45 (C)	131 (A) / 132 (B) / 134 (C)	141 (A) / 142 (B) / 144 (C)	131 (A) / 133 (B) / 135 (C)
POLESTAR ENGINEERED				
Engine code	B3154T5	D4204T16P	D4204T16P	D4204T12P
Max. capacity kW/hp/rpm	143/194/5800 + 60/82/4000	118/160/3500	118/160/3500	147/200/1500-3000
Max. torque Nm/rpm	280/3000 + 160/3500	360/2000-2500	360/2000-2500	440/1750-2250
Acceleration 0-100 km/h (sec)	7,2	10,1	10,1	7,8
WLTP CO ₂ emissions (combined) g/km	45-55	156-165	165-173	166-185
NEDC 2.0 CO ₂ emissions (combined) g/km	41 (A) / 43 (B) / 45 (C)	131 (A) / 132 (B) / 134 (C)	141 (A) / 142 (B) / 144 (C)	131 (A) / 133 (B) / 135 (C)

* Only from stock



OPTIONS

		List price € excl. VAT	List price € incl. VAT BE	List price € incl. VAT LU	MOMENTUM CORE	MOMENTUM PRO/ INSCRIPTION EXPRESSION	INSCRIPTION	R-DESIGN
SAFETY & PROTECTION								
114	Power-operated child safety lock on rear doors	74,38	90	87	O	O	O	O
140	Volvo Guard alarm with movement and inclination sensor and Private Locking for tailgate and glove box	404,96	490	474	O	O	O	O
165	Temporary spare wheel, T125/80R18 (T125/70 R19 for the T4/T5 Recharge) (replaces the tyre repair kit)	82,64	100	97	O	O	O	O/- ^{P8}
603	IntelliSafe Surround: advanced safety alert and intervention system, including BLIS (Blind Spot Information System with steering assistance), Rear Collision Warning with automatic emergency braking, Prepared Front Safety Belts and Cross Traffic Alert (detection of vehicles coming from the side when reversing) (only with option 169)	454,55	550	532	O	O	O	O
874	Lockable glove box	33,06	40	39	O	O	O	O
EXTERIOR & LIGHTING								
30	Tilt and slide panoramic sunroof with integrated power-operated sun curtain	1,157,02	1.400	1.354	–	O	O	O
179	Privacy glass for rear windows	330,58	400	387	O	O	O	O
308	Without rear engine emblem, and for the AWD variants, without AWD emblem	0,00	0	0	O	O	O	O
871	Heated windscreen with power-operated defrosting function	181,82	220	213	O	O	O	O
COMFORT & DRIVING PLEASURE								
7	Two-zone electronic automatic climate control system with air vents at the rear, humidity sensor, air recirculation function and pollen filter	206,61	250	242	O	●	●	●
26	Sport chassis (stiffer, sporty suspension, not lowered)	206,61	250	242	–	O	O	●
47	Power-operated driver seat with memory function for seat position and external rear-view mirrors	454,55	550	532	–	O	O	O
390	Power folding of the rear headrests	140,50	170	164	O	O	O	O
752	Heated rear seats (outer seating positions) (only with Winter Pack)	239,67	290	280	O	O	O	O
1046	Front seats with seat cushion extension	132,23	160	155	–	O	●	●
1092	Heat pump	553,72	670	648	–	–	–	–/O ^{P8}
VERSATILITY								
1028	Semi-automatic retractable tow bar with 13-pin outlet (Trailer Stability Assist system included)	950,41	1.150	1.112	O	O	O	O
994	16 A 1-phase charging cable with CEE socket (for blue industrial socket), length 7 metres (replaces the standard charging cable, not available with options 996, 1178 or 1179)	41,32	50	48	–	–/O ^{T4/T5}	–/O ^{T4/T5}	–/O ^{T4/T5}
996	16 A 1-phase charging cable, Mode 3, with Mennekes socket (for charging point), length 7 metres (replaces the standard charging cable, not available with option 994, 1178 or 1179)	41,32	50	48	–	–/O ^{T4/T5}	–/O ^{T4/T5}	–/O ^{T4/T5}
1178	16 A 3-phase charging cable with CEE socket (for 5-pin red industrial socket), length 4,5 metres (replaces the standard charging cable, not available with option 994, 996 or 1179)	41,32	50	48	–	–	–	–/O ^{P8}
1179	16 A 3-phase charging cable, Mode 3, with Mennekes socket (for charging point), length 4,5 metres (replaces the standard charging cable, not available with option 994, 996 or 1178)	41,32	50	48	–	–	–	–/O ^{P8}
MULTIMEDIA & CONNECTIVITY								
918	Wireless charging for smartphone in the front storage compartment (electromagnetic induction technology)	181,82	220	213	O	O	O	O
552	High Performance audio system with 8 speakers (1 full-range and 1 air woofer beneath the windscreen, 2 tweeters and 4 mid-range) and 250 W amplifier	256,20	310	300	O	●	●	●
1033	Harman Kardon audio system with 13 loud speakers (1 full-range and 1 air woofer beneath the windscreen, 2 tweeters, 4 mid-range, 2 woofers, 2 full-range surround and 1 ventilated subwoofer) and 660 W amplifier	578,51	700	677	–	O	O	O

O = Option | ● = Included in trim level | – = Not available | T4/T5/P8 = Only for T4/T5 Recharge/P8 AWD Recharge



ACCESSORIES AND EXTENDED SERVICES

		List price € excl. VAT	List price € incl. VAT BE	List price € incl. VAT LU	MOMENTUM CORE	MOMENTUM PRO/ INSCRIPTION EXPRESSION	INSCRIPTION	R-DESIGN
EXTENDED SERVICES								
A00906	Volvo Car Extended Warranty + 1 year, limited to 90.000 km	433,88	525	508	O	O	O	O
A00907	Volvo Car Extended Warranty + 2 years, limited to 120.000 km	971,07	1.175	1.136	O	O	O	O
A00908	Volvo Car Extended Warranty + 3 years, limited to 150.000 km	1.512,40	1.830	1.770	O	O	O	O
A00909	Volvo Car Extended Warranty + 1 year LONG, limited to 200.000 km	570,25	690	667	O	O	O	O
A00910	Volvo Car Extended Warranty + 2 years LONG, limited to 200.000 km	1.285,12	1.555	1.504	O	O	O	O
A00911	Volvo Car Extended Warranty + 3 years LONG, limited to 200.000 km	1.995,87	2.415	2.335	O	O	O	O
MULTIMEDIA & CONNECTIVITY								
–	Sensus Navigation	785,12	950	919	O	●	●	●
–	Smartphone integration (Apple CarPlay® and Android Auto®) Access to third developers apps such as Spotify®, Waze®, Google Maps® and WhatsApp®	289,26	350	338	O	●	●	●
–	One-year extension of the Volvo On Call subscription	32,23	39	38	O	O	O	O
–	Two-year extension of the Volvo On Call subscription	55,37	67	65	O	O	O	O
LUGGAGE COMPARTMENT								
A00112	Moulded plastic load compartment protection	103,31	125	121	O	O	O	O
A00382	Textile/plastic reversible load compartment floor mat that can be folded back onto folded down rear seat and with integrated folding bumper cover	144,63	175	169	O	O	O	O
A00106	Luggage net to be attached to load securing eyelets	41,32	50	48	O	O	O	O
A00189	Steel protective grille between the load compartment and the rear seat; can be folded up to the roof	206,61	250	242	O	O	O	O
–	Nylon safety net between the luggage compartment and the rear seat	103,31	125	121	O	O	O	O
COMFORT								
A00492	Rubber floor mat front and rear, including tunnel mat	82,64	100	97	O	O	O	O
A00744	Windscreen sunshade	82,64	100	97	O	O	O	O
A00264	Glasses holder	33,06	40	39	O	O	O	O
A00530	Ashtray	20,66	25	24	O	O	O	O
A00555	Polishing cloth	12,40	15	15	O	O	O	O
–	Front seat cover	95,04	115	111	O	O	O	O
A00761	Textile neck cushion (Charcoal or Blond)	41,32	50	48	O	O	O	O
A00763	Nubuck neck cushion (Blond)	41,32	50	48	O	O	O	O
A00769	Textile cushion (Charcoal)	41,32	50	48	O	O	O	O
A00770	Leather cushion (Charcoal)	61,98	75	73	O	O	O	O
A00771	Leather cushion (Blond)	61,98	75	73	O	O	O	O
–	Rear Park Assist Camera	537,19	650	629	O	O	O	O/- ^{P8}
DESIGN								
A01131*	Exterior Styling Kit: consists of a brushed stainless steel protective plate front, rear and on the sides	1.611,57	1.950	1.886	–	O	O	O
A01144*	Skidplate Kit: consists of a front and rear brushed stainless steel protective plate	1.198,35	1.450	1.402	–	O	O	O
A00853*	Roof spoiler	330,58	400	387	O	O	O	O
INTERIOR STYLING								
A00490	Key fob shell, Linear wood	123,97	150	145	O	O	O	O
A00491	Key fob shell, Flame Birch wood	123,97	150	145	O	O	O	O
A00592	Key fob shell, White leather	103,31	125	121	O	O	O	O
A00594	Illuminated tailgate scuff plate, Charcoal	330,58	400	387	O	O	O	O
VERSATILITY								
A00463*	Semi-automatic retractable tow bar with 13-pin outlet (Trailer Stability Assist system included)	950,41	1.150	1.112	O	O	O	O
A00380	Bicycle holder on tow bar for two bicycles	392,56	475	459	O	O	O	O
A00425	Folding bicycle holder on tow bar for two bicycles	454,55	550	532	O	O	O	O
A00041	Bicycle holder on tow bar for two electric bicycles	495,87	600	580	O	O	O	O
A00042	Bicycle holder on tow bar for three bicycles	475,21	575	556	O	O	O	O
A00017	Adapter for extra bike (only with A00042)	103,31	125	121	O	O	O	O
A00104	Aluminium transversal roof bars	206,61	250	242	O	O	O	O
A00474	Sport Time 2003 roof box, glossy black (400L, 175x82x45 cm)	330,58	400	387	O	O	O	O
A00234	Space Design 420 roof box, glossy black (320L, 206x84x34 cm)	537,19	650	629	O	O	O	O
A00238	Space Design 520 roof box, glossy black (430L, 235x94x35 cm)	619,83	750	725	O	O	O	O
A00620	"Designed by Volvo" roof box, glossy black (350L, 223x94x30 cm), with LED interior light	867,77	1.050	1.015	O	O	O	O
A00051	Canoe/kayak holder	82,64	100	97	O	O	O	O
A00323	Kayak cradle, foldable	144,63	175	169	O	O	O	O
A00221	Ski holder, (6 pairs of skis) to mount on roof bars	165,29	200	193	O	O	O	O

* Accessories that impact on the weight and aerodynamics of the car and consequently the fuel consumption and CO₂ emissions measured in accordance with the WLTP. In the NEDC 2.0, the accessories are not taken into account.

O = Option | – = Not available | ● = Included in trim level |
P8 = Only for P8 AWD Recharge

ACCESSORIES AND EXTENDED SERVICES

		List price € excl. VAT	List price € incl. VAT BE	List price € incl. VAT LU	MOMENTUM CORE	MOMENTUM PRO/ INSCRIPTION PRO/ EXPRESSION	INSCRIPTION	R-DESIGN
A01143	Ski holder, sliding, to be fitted on load carrier	144,63	175	169	O	O	O	O
A00111	Lock kit - one key system	41,32	50	48	O	O	O	O
A00025	Bicycle holder with frame bracket (aluminium), to be fitted on load carrier (1 bicycle)	103,31	125	121	O	O	O	O
A00028	Bicycle holder with frame bracket (steel), to be fitted on load carrier (1 bicycle)	61,98	75	73	O	O	O	O
A00023	Bicycle holder for fork mounting (aluminium), to be fitted on load carrier (1 bicycle)	82,64	100	97	O	O	O	O
A01150	Charging cord 1P 10A with Schuko socket (for domestic use), length 7 metres	309,92	375	363	–	–/O ^{T4/T5}	–/O ^{T4/T5}	–/O ^{T4/T5/P8}
A01151	Charging cord 3P 16A with CEE socket (for red industrial socket, 5 pins), length 4,5 metres	392,56	475	459	–	–	–	–/O ^{P8}
A01152	Charging cord 1P 16A with CEE socket (for blue industrial socket, 3 pins), length 7 metres	309,92	375	363	–	–/O ^{T4/T5}	–/O ^{T4/T5}	–/O ^{T4/T5/P8}
A01153	Charging cord 3P 16A mode 3 (type 2) with Mennekes socket (for charging point), length 4,5 metres	309,92	375	363	–	–	–	–/O ^{P8}
A01154	Charging cord 1P 16A mode 3 (type 2) with Mennekes socket (for charging point), length 7 metres	309,92	375	363	–	–/O ^{T4/T5}	–/O ^{T4/T5}	–/O ^{T4/T5/P8}
	GEN1 NRGkick 32A + Schuko adapter + NRGkick Connect	1.263,95	1.529	1.479	–	–/O ^{T4/T5}	–/O ^{T4/T5}	–/O ^{T4/T5/P8}
	GEN1 NRGkick 16 A + Schuko adapter + NRGkick Connect	1.222,28	1.479	1.430	–	–/O ^{T4/T5}	–/O ^{T4/T5}	–/O ^{T4/T5/P8}
	NRGkick Gen2, Type 2, SIM, Volvo branding, Smart Service OCPP, Smart Attachment 32A 5Pole	1.049,90	1.270	1.228	–	–/O ^{T4/T5}	–/O ^{T4/T5}	–/O ^{T4/T5/P8}
	NRGkick Gen2, Type 2, SIM, Volvo branding, Smart Service OCPP, Smart Attachment 16A 5Pole	1.049,90	1.270	1.228	–	–/O ^{T4/T5}	–/O ^{T4/T5}	–/O ^{T4/T5/P8}
	Smart Attachment 32A 5Pole	59,90	72	70	–	–/O ^{T4/T5}	–/O ^{T4/T5}	–/O ^{T4/T5/P8}
	Smart Attachment 32A 3Pole	49,90	60	58	–	–/O ^{T4/T5}	–/O ^{T4/T5}	–/O ^{T4/T5/P8}
	Smart Attachment 16A 5Pole	59,90	72	70	–	–/O ^{T4/T5}	–/O ^{T4/T5}	–/O ^{T4/T5/P8}
	Smart Attachment 16A 3Pole	49,90	60	58	–	–/O ^{T4/T5}	–/O ^{T4/T5}	–/O ^{T4/T5/P8}
	Smart domestic plug Attachment Type E+F	99,90	121	117	–	–/O ^{T4/T5}	–/O ^{T4/T5}	–/O ^{T4/T5/P8}
	Smart Attachment Type 2	159,90	193	187	–	–/O ^{T4/T5}	–/O ^{T4/T5}	–/O ^{T4/T5/P8}
CHILD SAFETY								
A00096	Kick guard with storage pockets	41,32	50	48	O	O	O	O
A00379	Booster seat with detachable backrest in wool (15-36 kg)	165,29	200	193	O	O	O	O
A00743	Booster seat with detachable backrest in leather and nubuck (15-36 kg)	206,61	250	242	O	O	O	O
A00329	Child seat group 2/3 (15-36 kg) with Isofix anchorage	227,27	275	266	O	O	O	O
A00328	Child seat group 1/2 (9-25 kg), rearward facing	289,26	350	338	O	O	O	O
A01000	Easy access rearward facing child seat i-Size with Isofix (0-18 kg)	537,19	650	629	O	O	O	O
A00999	Infant seat group 0+ (0-13 kg), rearward facing	227,27	275	266	O	O	O	O
SECURITY & PROTECTION								
A00604	Dog harness	82,64	100	97	O	O	O	O
A00217	Anti-theft wheel locks	41,32	50	48	O	O	O	O
A00164*	Front mud flaps	61,98	75	73	O	O	O	O
A00165*	Rear mud flaps	61,98	75	73	O	O	O	O
A00330*	Aluminium protection under the engine, the sump and the gearbox	247,93	300	290	O	O/– ^{T4/T5}	O/– ^{T4/T5}	O/– ^{T4/T5/P8}
A00228	AutoSock (snow socks)	82,64	100	97	O	O	O	O
A00227	Centrax snow chains (for 17" and 18" wheels)	247,93	300	290	O	O	O	O/– ^{P8}
A00227	Centrax snow chains (for 19" and 20" wheels)	247,93	300	290	–	–	–	–/O ^{P8}
WHEELS								
A00934	Winter wheels with 17" 5-spoke Silver alloy rims and 235/60 R17 winter tyres	1.404,96	1.700	1.644	O	O/– ^{T4/T5}	O/– ^{T4/T5}	O/– ^{T4/T5/P8}
A00935	Winter wheels with 18" 5-spoke Silver alloy rims and 235/55 R18 winter tyres	1.652,89	2.000	1.934	O	O/– ^{T4/T5}	O/– ^{T4/T5}	O/– ^{T4/T5/P8}
A01110	Winter wheels with 18" 5-spoke Black/Diamond Cut rims and 235/55 R18 winter tyres	1.652,89	2.000	1.934	O	O	O	O/– ^{P8}
A01111	Winter wheels with 18" 6-spoke Black/Diamond Cut rims and 235/55 R18 winter tyres	1.652,89	2.000	1.934	O	O/– ^{T4/T5}	O/– ^{T4/T5}	O/– ^{T4/T5/P8}
A01112	Winter wheels with 19" 5-double spoke Black/Diamond Cut rims and 235/50 R19 winter tyres	1.983,47	2.400	2.321	O	O	O	O/– ^{P8}
A00849	Winter wheels with 19" 5-double spoke Matt Black/Diamond Cut alloy rims and 235/50 R19 winter tyres	1.983,47	2.400	2.321	O	O/– ^{T4/T5}	O/– ^{T4/T5}	O/– ^{T4/T5/P8}
A01171	Winter wheels with 19" 5-spoke Black/Diamond Cut rims and 235/50 R19 - 255/45 R19 winter tyres	1.983,47	2.400	2.321	–	–	–	–/O ^{P8}
A00850	Winter wheels with 20" 5-double-spoke Matt Black/Diamond Cut rims and 245/45 R20 winter tyres	2.314,05	2.800	2.707	O	O	O	O/– ^{P8}
A01172	Winter wheels with 20" 5-double-spoke Matt Black/Diamond Cut rims and 235/45 R20 - 255/40 R20 winter tyres	2.314,05	2.800	2.707	–	–	–	–/O ^{P8}
–*	Accessory wheels with 21" 5-quadruple spoke Glossy Black/Diamond Cut alloy rims and 245/40 R21 winter tyres	2.727,27	3.300	3.191	O	O	O	O/– ^{P8}

* Accessories that impact on the weight and aerodynamics of the car and consequently the fuel consumption and CO₂ emissions measured in accordance with the WLTP. In the NEDC 2.0, the accessories are not taken into account.

O = Option | – = Not available |
T4/T5/P8 = Only for T4/T5 Recharge/P8 AWD Recharge

TECHNICAL SPECIFICATIONS

ENGINE	T2	T2 Geartronic
Engine code	B3154T9 (L4)	B3154T9 (L4)
Engine type	Petrol	Petrol
Max. capacity kW/hp/rpm	95/129/5000	95/129/5000
Max. torque Nm/rpm	245/1600-3000	245/1600-3000
Cylinders/valves/taxable horsepower	3 cylinder line/12/8	3 cylinder line/12/8
Supercharge	Turbo	Turbo
Cubic capacity (cc)	1477	1477
Bore & stroke (mm)	82 x 93,2	82 x 93,2
Compression ratio	10,5:1	10,5:1
Emissions standard	EURO 6d	EURO 6d
TRANSMISSION		
Motricity	Front wheel drive	Front wheel drive
Gearbox	Manual 6-speed	Geartronic 8-speed
PERFORMANCES		
Acceleration 0-100 km/h (sec)	10,9	10,9
Top speed (km/h)	180	180
EMISSIONS AND CONSUMPTION ACCORDING TO NEDC 2.0 *		
Fuel consumption (urban) l/100 km	7,9 (A) / 7,9 (B) / 7,9 (C)	8,3 (A) / 8,3 (B) / 8,4 (C)
Fuel consumption (ex-urban) l/100 km	5,3 (A) / 5,4 (B) / 5,6 (C)	5,4 (A) / 5,5 (B) / 5,6 (C)
Fuel consumption (mixed) l/100 km	6,3 (A) / 6,3 (B) / 6,4 (C)	6,5 (A) / 6,6 (B) / 6,7 (C)
CO ₂ emissions (combined) g/km	142 (A) / 144 (B) / 146 (C)	147 (A) / 149 (B) / 151 (C)
EMISSIONS AND CONSUMPTION ACCORDING TO WLTP *		
Fuel consumption (Low speed) l/100 km	8,8 - 9,6	9,9 - 10,6
Fuel consumption (Medium speed) l/100 km	6,6 - 7,4	7,1 - 7,8
Fuel consumption (High speed) l/100 km	5,8 - 6,6	6,1 - 6,7
Fuel consumption (Extra high speed) l/100 km	7,0 - 8,0	7,1 - 8,0
Fuel consumption (combined) l/100 km	6,8 - 7,6	7,2 - 7,9
CO ₂ emissions (Low) g/km	200 - 216	224 - 240
CO ₂ emissions (Medium) g/km	149 - 167	161 - 176
CO ₂ emissions (High) g/km	132 - 149	138 - 151
CO ₂ emissions (Extra High) g/km	159 - 182	160 - 182
CO ₂ emissions (combined) g/km	154 - 173	162 - 179
WEIGHTS AND MEASURES		
Min. curb weight (kg)	1.509	1.554
Running order weight (kg)	1.580	1.625
Max. total weight (kg)	2.060	2.120
Max. braked/unbraked trailer (kg)	1.600/750	1.600/750
Max. roof load capacity (kg)	75	75
Largest load volume with bench seat back folded down ISO V214-1 (incl. V209) (liters)	1.328	1.328
Largest volume load compartment ISO V214-2 (incl. V209) (liters)	578	578
Volume load compartment under luggage cover ISO V211-2 (incl. V209) (liters)	452	452
Volume under load compartment floor (with spare wheel/with tyre repair kit/without spare wheel and without tyre repair kit) ISO V209 (liters)	49/82/101	49/82/101
Fuel tank capacity (litres)	54	54

DIMENSIONS

EXTERIOR

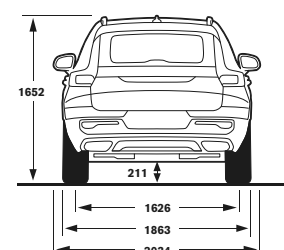
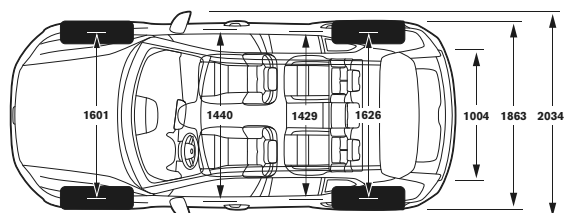
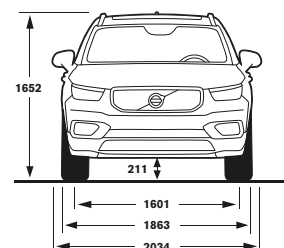
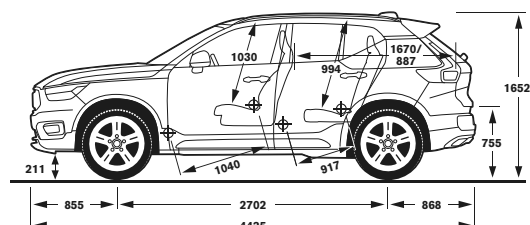
Length x width x height (empty)	442,5 x 187,3 x 165,8 cm
Wheelbase	270,2 cm
Front track	160,1 cm
Rear track	162,6 cm
Turning circle between curbs	11,4 m
Ground clearance (driver included) / Forcing depth	20,5 / 45,0 cm

INTERIOR

Headroom with sunroof front/rear	95,5 cm / 97,4 cm
Headroom without sunroof front/rear	99,1 cm / 99,4 cm
Shoulder room front/rear	144,0 / 142,9 cm
Leg room front/rear	104,0 / 91,7 cm
Min./max. length luggage compartment rear seats-tailgate	88,7 cm
Min./max. length luggage compartment front seats-tailgate	167,0 cm
Height luggage compartment	74,6 cm
Lifting height	75,5 cm
Width luggage compartment between wheel arches	100,4 cm
Min./Max. width tailgate opening	94,7 / 105,9 cm

* Consumption and emission trials conducted in conditions monitored by a test body approved in accordance with the World Harmonised Light Vehicle Test Procedure ("WLTP") (EURO 6d(-TEMP)) emissions standard), a new and more realistic procedure for measuring the fuel consumption and CO₂ emissions of the car. The WLTP replaces the New European Driving Cycle test procedure, "NEDC", and takes account of the options and certain accessories in the car which have an impact on the weight and aerodynamics of the vehicle. Owing to the more realistic test conditions, the fuel consumption and CO₂ emissions measured in accordance with the WLTP are in many cases higher than those measured using the NEDC. In addition to fuel efficiency, driving behaviour and other non-technical factors can also result in higher fuel consumption and CO₂ emissions from the car in practice. Until the end of 2020, a transition period is in force during which the WLTP value is converted into a correlated NEDC value (NEDC 2.0). However, in the NEDC 2.0, only the tyre rolling resistance is taken into account, and not the options and accessories. The CO₂ emissions are displayed within a range of values in both NEDC 2.0 and WLTP: NEDC 2.0 depending on the tyre class (A, B and C) and WLTP with the lowest possible value and the highest possible value depending on the options and accessories chosen, that is standard equipment (the lowest) compared with full-option equipment (the highest).

ENGINE	T3	T3 Geartronic
Engine code	B3154T7 (11)	B3154T2 (15)
Engine type	Petrol	Petrol
Max. capacity kW/hp/rpm	120/163/5500	120/163/5500
Max. torque Nm/rpm	265/1850-3000	265/1500-3000
Cylinders/valves/taxable horsepower	3 cylinder line/12/8	3 cylinder line/12/8
Supercharge	Turbo	Turbo
Cubic capacity (cc)	1477	1477
Bore & stroke (mm)	82 x 93,2	82 x 93,2
Compression ratio	10,5:1	10,5:1
Emissions standard	EURO 6d	EURO 6d
TRANSMISSION		
Motricity	Front wheel drive	Front wheel drive
Gearbox	Manual 6-speed	Geartronic 8-speed
PERFORMANCES		
Acceleration 0-100 km/h (sec)	9,3	9,6
Top speed (km/h)	180	180
EMISSIONS AND CONSUMPTION ACCORDING TO NEDC 2.0 *		
Fuel consumption (urban) l/100 km	7,8(A)/ 7,9(B)/ 8,0(C)	8,3(A)/ 8,4(B)/ 8,4(C)
Fuel consumption (ex-urban) l/100 km	5,3(A)/ 5,4(B)/ 5,5(C)	5,4(A)/ 5,5(B)/ 5,6(C)
Fuel consumption (mixed) l/100 km	6,3(A)/ 6,3(B)/ 6,4(C)	6,5(A)/ 6,6(B)/ 6,7(C)
CO ₂ emissions (combined) g/km	142(A)/ 144(B)/ 146(C)	147(A)/ 149(B)/ 151(C)
EMISSIONS AND CONSUMPTION ACCORDING TO WLTP *		
Fuel consumption (Low speed) l/100 km	9,0 - 9,4	9,9 - 10,6
Fuel consumption (Medium speed) l/100 km	6,5 - 7,4	7,1 - 7,8
Fuel consumption (High speed) l/100 km	5,8 - 6,6	6,1 - 6,7
Fuel consumption (Extra high speed) l/100 km	7,0 - 8,0	7,1 - 8,0
Fuel consumption (combined) l/100 km	6,8 - 7,6	7,2 - 7,9
CO ₂ emissions (Low) g/km	202 - 212	224 - 240
CO ₂ emissions (Medium) g/km	148 - 168	161 - 176
CO ₂ emissions (High) g/km	132 - 150	138 - 151
CO ₂ emissions (Extra High) g/km	158 - 181	160 - 182
CO ₂ emissions (combined) g/km	154 - 173	162 - 179
WEIGHTS AND MEASURES		
Min. curb weight (kg)	1.503	1.554
Running order weight (kg)	1.574	1.625
Max. total weight (kg)	2.060	2.120
Max. braked/unbraked trailer (kg)	1.600/750	1.600/750
Max. roof load capacity (kg)	75	75
Largest load volume with bench seat back folded down ISO V214-1 (incl. V209) (liters)	1.328	1.328
Largest volume load compartment ISO V214-2 (incl. V209) (liters)	578	578
Volume load compartment under luggage cover ISO V211-2 (incl. V209) (liters)	452	452
Volume under load compartment floor (with spare wheel/with tyre repair kit/without spare wheel and without tyre repair kit) ISO V209 (liters)	49/82/101	49/82/101
Fuel tank capacity (litres)	54	54



TECHNICAL SPECIFICATIONS

ENGINE	B4 Geartronic	B4 AWD Geartronic	B5 AWD Geartronic
Engine code	B420T6 (K9)	B420T6 (K9)	B420T2 (L1)
Engine type	Mild Hybrid Petrol	Mild Hybrid Petrol	Mild Hybrid Petrol
Electric engine battery	Lithium-ion 48V	Lithium-ion 48V	Lithium-ion 48V
Battery energy capacity (nominal)	0,4 kWh	0,4 kWh	0,4 kWh
Max. capacity kW/hp/rpm	145/197/4800-5400 + 10/14/3000	145/197/4800-5400 + 10/14/3000	184/250/5400-5700 + 10/14/3000
Max. torque Nm/rpm	300/1500-4200 + 40/2250	300/1500-4200 + 40/2250	350/1800-4800 + 40/2250
Cylinders/valves/taxable horsepower	4 cylinder line/16/11	4 cylinder line/16/11	4 cylinder line/16/11
Supercharge	Turbo	Turbo	Turbo
Cubic capacity (cc)	1969	1969	1969
Bore & stroke (mm)	82 x 93,2	82 x 93,2	82 x 93,2
Compression ratio	10,5:1	10,5:1	10,5:1
Emissions standard	EURO 6d	EURO 6d	EURO 6d
TRANSMISSION			
Motricity	Front wheel drive	All wheel drive	All wheel drive
Gearbox	Geartronic 8-speed	Geartronic 8-speed	Geartronic 8-speed
PERFORMANCES			
Acceleration 0-100 km/h (sec)	8,4	8,5	6,4
Top speed (km/h)	180	180	180
Charge time, 1-phase, AC, from 0 to 80 % (32A/16A/10A) 230V (hours)	-	-	-
Charge time, 3-phase, AC, from 0 to 80 % (16A/10A) (hours)	-	-	-
Charge time (fast charging), DC, from 0 to 80 % (150kW/50kW) (min.)	-	-	-
EMISSIONS AND CONSUMPTION ACCORDING TO NEDC 2.0 *			
Fuel consumption (urban) l/100 km	8,2(A)/ 8,3(B)/ 8,5(C)	8,3(A)/ 8,3(B)/ 8,3(C)	8,3(A)/ 8,4(B)/ 8,5(C)
Fuel consumption (ex-urban) l/100 km	5,3(A)/ 5,5(B)/ 5,6(C)	5,4(A)/ 5,6(B)/ 5,6(C)	5,4(A)/ 5,5(B)/ 5,6(C)
Fuel consumption (mixed) l/100 km	6,3(A)/ 6,5(B)/ 6,7(C)	6,5(A)/ 6,6(B)/ 6,7(C)	6,5(A)/ 6,6(B)/ 6,7(C)
Electric power consumption (combined) kWh/100km	-	-	-
Electric range (km)	-	-	-
CO ₂ emissions (combined) g/km	144(A)/ 147(B)/ 151(C)	147(A)/ 149(B)/ 151(C)	147(A)/ 149(B)/ 151(C)
EMISSIONS AND CONSUMPTION ACCORDING TO WLTP *			
Fuel consumption (Low speed) l/100 km	10,2-10,7	11,0-11,5	10,8-11,4
Fuel consumption (Medium speed) l/100 km	6,5-7,3	7,1-7,7	7,1-7,8
Fuel consumption (High speed) l/100 km	5,8-6,6	6,4-7,1	6,4-7,1
Fuel consumption (Extra high speed) l/100 km	6,9-8,0	7,4-8,3	7,4-8,3
Fuel consumption (combined) l/100 km	6,9-7,8	7,5-8,3	7,5-8,2
Electric power consumption (combined) kWh/100km	-	-	-
Electric range (City) km	-	-	-
Electric range (combined) km	-	-	-
CO ₂ emissions (Low) g/km	230-241	248-260	244-258
CO ₂ emissions (Medium) g/km	147-164	160-174	161-176
CO ₂ emissions (High) g/km	131-149	144-159	144-159
CO ₂ emissions (Extra High) g/km	156-179	166-188	168-188
CO ₂ emissions (combined) g/km	156-175	169-186	169-186
WEIGHTS AND MEASURES			
Min. curb weight (kg)	1.640	1.697	1.704
Running order weight (kg)	1.711	1.768	1.775
Max. total weight (kg)	2.230	2.280	2.280
Max. braked/unbraked trailer (kg)	2.100/750	2.100/750	2.100/750
Max. roof load capacity (kg)	75	75	75
Largest load volume with bench seat back folded down ISO V214-1 (incl. V209) (liters)	1.319	1.319	1.319
Largest volume load compartment ISO V214-2 (incl. V209) (liters)	569	569	569
Volume load compartment under luggage cover ISO V211-2 (incl. V209) (liters)	443	443	443
Volume under load compartment floor (with spare wheel/with tyre repair kit/without spare wheel and without tyre repair kit) ISO V209 (liters)	49/77/92	49/77/92	49/77/92
Fuel tank capacity (litres)	54	54	54

DIMENSIONS

EXTERIOR

Length x width x height (empty)	442,5 x 187,3 x 165,8 cm
Wheelbase	270,2 cm
Front track	160,1 cm
Rear track	162,6 cm
Turning circle between curbs	11,4 m
Ground clearance (driver included) / Forcing depth	20,5 / 45,0 cm

INTERIOR

Headroom with sunroof front/rear	95,5 cm / 97,4 cm
Headroom without sunroof front/rear	99,1 cm / 99,4 cm
Shoulder room front/rear	144,0 / 142,9 cm
Leg room front/rear	104,0 / 91,7 cm
Min./max. length luggage compartment rear seats-tailgate	88,7 cm
Min./max. length luggage compartment front seats-tailgate	167,0 cm
Height luggage compartment	74,6 cm
Lifting height	75,5 cm
Width luggage compartment between wheel arches	100,4 cm
Min./Max. width tailgate opening	94,7 / 105,9 cm

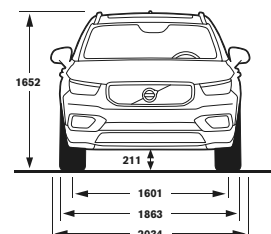
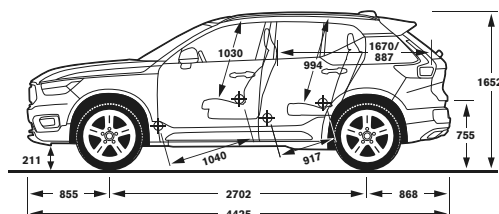
* Consumption and emission trials conducted in conditions monitored by a test body approved in accordance with the World Harmonised Light Vehicle Test Procedure ("WLTP") (EURO 6d(TEMP)) emissions standard), a new and more realistic procedure for measuring the fuel consumption and CO₂ emissions of the car. The WLTP replaces the New European Driving Cycle test procedure, "NEDC", and takes account of the options and certain accessories in the car which have an impact on the weight and aerodynamics of the vehicle. Owing to the more realistic test conditions, the fuel consumption and CO₂ emissions measured in accordance with the WLTP are in many cases higher than those measured using the NEDC. In addition to fuel efficiency, driving behaviour and other non-technical factors can also result in higher fuel consumption and CO₂ emissions from the car in practice. Until the end of 2020, a transition period is in force during which the WLTP value is converted into a correlated NEDC value (NEDC 2.0). However, in the NEDC 2.0, only the tyre rolling resistance is taken into account, and not the options and accessories. The CO₂ emissions are displayed within a range of values in both NEDC 2.0 and WLTP: NEDC 2.0 depending on the tyre class (A, B and C) and WLTP with the lowest possible value and the highest possible value depending on the options and accessories chosen, that is standard equipment (the lowest) compared with full-option equipment (the highest).

ENGINE	T4 Recharge	T5 Recharge	P8 AWD Recharge
Engine code	B3154T10 (BW)	B3154T5 (BB)	E400V6 (ED)
Engine type	Plug-in hybrid petrol	Plug-in hybrid petrol	Full electric
Electric engine battery	Lithium-ion	Lithium-ion	Lithium-ion
Battery energy capacity (nominal)	10,7 kWh	10,7 kWh	78 kWh
Max. capacity kW/hp/rpm	95/129/5000 + 60/82/4000	132/180/5800 + 60/82/4000	300 (2x150)/408 (2x204)/-
Max. torque Nm/rpm	245/1600-3000 + 160/3500	265/1500-3000 + 160/3500	660 (2x330)
Cylinders/valves/taxable horsepower	3 cylinder line/12/8	3 cylinder line/12/8	-
Supercharge	Turbo	Turbo	-
Cubic capacity (cc)	1477	1477	-
Bore & stroke (mm)	82 x 93,2	82 x 93,2	-
Compression ratio	10,5:1	10,5:1	-
Emissions standard	EURO 6d	EURO 6d	EURO 6d
TRANSMISSION			
Motricity	Front wheel drive	Front wheel drive	eAWD
Gearbox	Geartronic 7-speed automatic with double clutch	Geartronic 7-speed automatic with double clutch	Single-speed
PERFORMANCES			
Acceleration 0-100 km/h (sec)	8,5	7,3	4,9
Top speed (km/h)	180 / 125 (PURE mode)	180 / 125 (PURE mode)	180
Charge time, 1-phase, AC, from 0 to 80 % (32A/16A/10A) 230V (hours)	-/3/4	-/3/4	11/22/36
Charge time, 3-phase, AC, from 0 to 80 % (16A/10A) (hours)	-	-	7,5/12
Charge time (fast charging), DC, from 0 to 80 % (150kW/50kW) (min.)	-	-	40/120
EMISSIONS AND CONSUMPTION ACCORDING TO NEDC 2.0 *			
Fuel consumption (urban) l/100 km	-	-	-
Fuel consumption (ex-urban) l/100 km	-	-	-
Fuel consumption (mixed) l/100 km	1,8 (A) / 1,9 (B) / 1,9 (C)	1,8 (A) / 1,9 (B) / 1,9 (C)	-
Electric power consumption (combined) kWh/100km	15,9 (A) / 15,7 (B) / 15,6 (C)	15,9 (A) / 15,7 (B) / 15,6 (C)	22
Electric range (km)	50 (A) / 49 (B) / 47 (C)	50 (A) / 49 (B) / 47 (C)	400
CO ₂ emissions (combined) g/km	41 (A) / 43 (B) / 45 (C)	41 (A) / 43 (B) / 45 (C)	-
EMISSIONS AND CONSUMPTION ACCORDING TO WLTP *			
Fuel consumption (Low speed) l/100 km	-	-	-
Fuel consumption (Medium speed) l/100 km	-	-	-
Fuel consumption (High speed) l/100 km	-	-	-
Fuel consumption (Extra high speed) l/100 km	-	-	-
Fuel consumption (combined) l/100 km	2,0 - 2,4	2,0 - 2,4	-
Electric power consumption (combined) kWh/100km	15,7 - 16,8	15,7 - 16,8	22
Electric range (City) km	51 - 56	51 - 56	400
Electric range (combined) km	42 - 45	42 - 45	400
CO ₂ emissions (Low) g/km	-	-	-
CO ₂ emissions (Medium) g/km	-	-	-
CO ₂ emissions (High) g/km	-	-	-
CO ₂ emissions (Extra High) g/km	-	-	-
CO ₂ emissions (combined) g/km	45 - 55	45 - 55	-
WEIGHTS AND MEASURES			
Min. curb weight (kg)	1.741	1.741	2.145
Running order weight (kg)	1.812	1.812	2.220
Max. total weight (kg)	2.290	2.290	2680
Max. braked/unbraked trailer (kg)	1.800/750	1.800/750	1.500/750
Max. roof load capacity (kg)	75	75	75
Largest load volume with bench seat back folded down ISO V214-1 (incl. V209) (liters)	1.281	1.281	1.290
Largest volume load compartment ISO V214-2 (incl. V209) (liters)	531	531	540
Volume load compartment under luggage cover ISO V211-2 (incl. V209) (liters)	405	405	414
Volume under load compartment floor (with spare wheel/with tyre repair kit/without spare wheel and without tyre repair kit) ISO V209 (liters)	29/54/-	29/54/-	-/-/63
Fuel tank capacity (litres)	48	48	-

SPECIFIC WARRANTY

VOLVO XC40 T4/T5 RECHARGE:

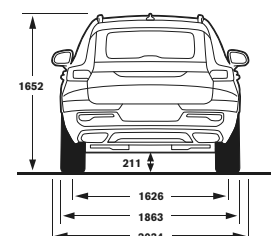
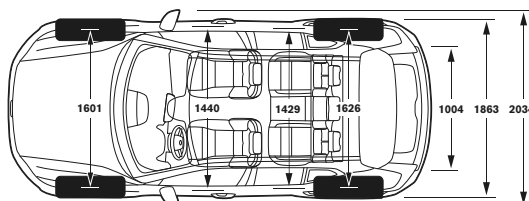
The batteries undergo normal wear depending on age and use. If the battery capacity falls below 65% of the original state within 5 years or 100,000 km (whichever is reached first) and below 55% between 5-8 years or 100,000-160,000 km (whichever is reached first), the battery will be replaced under guarantee.



SPECIFIC WARRANTY

VOLVO XC40 P8 AWD RECHARGE:

The batteries undergo normal wear depending on age and use. If the battery capacity falls below 70% of the original state within 8 years or 160,000 km (whichever is reached first), the battery will be replaced under guarantee.



TECHNICAL SPECIFICATIONS

ENGINE	D3**	D3 Geartronic**
Engine code	D4204T16 (72)	D4204T16 (72)
Engine type	Diesel	Diesel
Max. capacity kW/hp/rpm	110/150/3750	110/150/3750
Max. torque Nm/rpm	320/1750-3000	320/1750-3000
Cylinders/valves/taxable horsepower	4 cylinder line/16/11	4 cylinder line/16/11
Supercharge	Turbo	Turbo
Cubic capacity (cc)	1969	1969
Bore & stroke (mm)	82 x 93,2	82 x 93,2
Compression ratio	16,0:1	16,0:1
Emissions standard	EURO 6d-TEMP	EURO 6d-TEMP
TRANSMISSION		
Motricity	Front wheel drive	Front wheel drive
Gearbox	Manual 6-speed	Geartronic 8-speed
PERFORMANCES		
Acceleration 0-100 km/h (sec)	9,9	10,2
Top speed (km/h)	180	180
EMISSIONS AND CONSUMPTION ACCORDING TO NEDC 2.0 *		
Fuel consumption (urban) l/100 km	5,5 (A) / 5,5 (B) / 5,6 (C)	5,4 (A) / 5,6 (B) / 5,7 (C)
Fuel consumption (ex-urban) l/100 km	4,4 (A) / 4,5 (B) / 4,6 (C)	4,7 (A) / 4,7 (B) / 4,7 (C)
Fuel consumption (mixed) l/100 km	4,8 (A) / 4,9 (B) / 4,9 (C)	5,0 (A) / 5,0 (B) / 5,1 (C)
CO ₂ emissions (combined) g/km	127 (A) / 128 (B) / 130 (C)	131 (A) / 132 (B) / 134 (C)
EMISSIONS AND CONSUMPTION ACCORDING TO WLTP *		
Fuel consumption (Low speed) l/100 km	6,2 - 6,3	7,6 - 8,0
Fuel consumption (Medium speed) l/100 km	5,5 - 5,7	6,0 - 6,2
Fuel consumption (High speed) l/100 km	4,6 - 5,0	5,0 - 5,4
Fuel consumption (Extra high speed) l/100 km	5,9 - 6,5	6,4 - 6,8
Fuel consumption (combined) l/100 km	5,5 - 5,9	6,0 - 6,3
CO ₂ emissions (Low) g/km	161 - 166	198 - 209
CO ₂ emissions (Medium) g/km	143 - 149	158 - 162
CO ₂ emissions (High) g/km	121 - 132	132 - 141
CO ₂ emissions (Extra High) g/km	156 - 171	168 - 179
CO ₂ emissions (combined) g/km	143 - 154	156 - 165
WEIGHTS AND MEASURES		
Min. curb weight (kg)	1.580	1.611
Running order weight (kg)	1.650	1.681
Max. total weight (kg)	2.120	2.180
Max. braked/unbraked trailer (kg)	1.600/750	1.800/750
Max. roof load capacity (kg)	75	75
Largest load volume with bench seat back folded down ISO V214-1 (incl. V209) (liters)	1.328	1.328
Largest volume load compartment ISO V214-2 (incl. V209) (liters)	578	578
Volume load compartment under luggage cover ISO V211-2 (incl. V209) (liters)	452	452
Volume under load compartment floor (with spare wheel/with tyre repair kit/without spare wheel and without tyre repair kit) ISO V209 (liters)	49/82/101	49/82/101
Fuel tank capacity (litres)	54	54
Adblue tank capacity (litres)	14,5	14,5

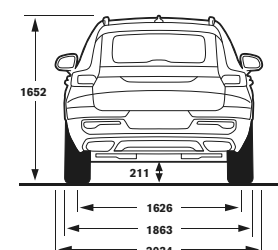
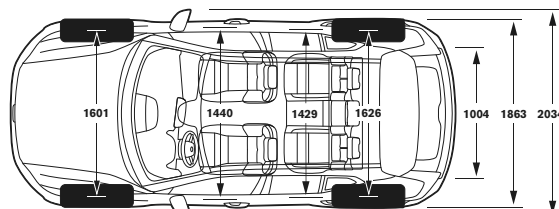
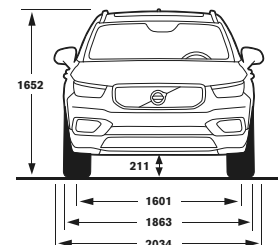
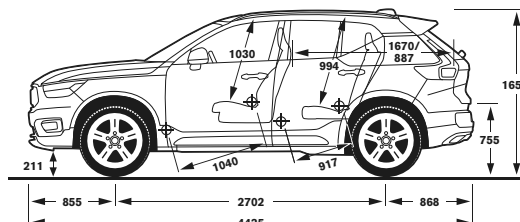
** Only from stock

DIMENSIONS	
EXTERIOR	
Length x width x height (empty)	442,5 x 187,3 x 165,8 cm
Wheelbase	270,2 cm
Front track	160,1 cm
Rear track	162,6 cm
Turning circle between curbs	11,4 m
Ground clearance (driver included) / Forcing depth	20,5 / 45,0 cm
INTERIOR	
Headroom with sunroof front/rear	95,5 cm / 97,4 cm
Headroom without sunroof front/rear	99,1 cm / 99,4 cm
Shoulder room front/rear	144,0 / 142,9 cm
Leg room front/rear	104,0 / 91,7 cm
Min./max. length luggage compartment rear seats-tailgate	88,7 cm
Min./max. length luggage compartment front seats-tailgate	167,0 cm
Height luggage compartment	74,6 cm
Lifting height	75,5 cm
Width luggage compartment between wheel arches	100,4 cm
Min./Max. width tailgate opening	94,7 / 105,9 cm

* Consumption and emission trials conducted in conditions monitored by a test body approved in accordance with the World Harmonised Light Vehicle Test Procedure ("WLTP") (EURO 6d(-TEMP)) emissions standard), a new and more realistic procedure for measuring the fuel consumption and CO₂ emissions of the car. The WLTP replaces the New European Driving Cycle test procedure, "NEDC", and takes account of the options and certain accessories in the car which have an impact on the weight and aerodynamics of the vehicle. Owing to the more realistic test conditions, the fuel consumption and CO₂ emissions measured in accordance with the WLTP are in many cases higher than those measured using the NEDC. In addition to fuel efficiency, driving behaviour and other non-technical factors can also result in higher fuel consumption and CO₂ emissions from the car in practice. Until the end of 2020, a transition period is in force during which the WLTP value is converted into a correlated NEDC value (NEDC 2.0). However, in the NEDC 2.0, only the tyre rolling resistance is taken into account, and not the options and accessories. The CO₂ emissions are displayed within a range of values in both NEDC 2.0 and WLTP: NEDC 2.0 depending on the tyre class (A, B and C) and WLTP with the lowest possible value and the highest possible value depending on the options and accessories chosen, that is standard equipment (the lowest) compared with full-option equipment (the highest).

ENGINE	D3 AWD Geartronic**	D4 AWD Geartronic**
Engine code	D4204T16 (72)	D4204T12 (A6)
Engine type	Diesel	Diesel
Max. capacity kW/hp/rpm	110/150/3750	140/190/4000
Max. torque Nm/rpm	320/1750-3000	400/1750-2500
Cylinders/valves/taxable horsepower	4 cylinder line/16/11	4 cylinder line/16/11
Supercharge	Turbo	Twin Turbo
Cubic capacity (cc)	1969	1969
Bore & stroke (mm)	82 x 93,2	82 x 93,2
Compression ratio	16,0:1	15,8:1
Emissions standard	EURO 6d-TEMP	EURO 6d-TEMP
TRANSMISSION		
Motricity	All wheel drive	All wheel drive
Gearbox	Geartronic 8-speed	Geartronic 8-speed
PERFORMANCES		
Acceleration 0-100 km/h (sec)	10,4	7,9
Top speed (km/h)	180	180
EMISSIONS AND CONSUMPTION ACCORDING TO NEDC 2.0 *		
Fuel consumption (urban) l/100 km	6,3 (A) / 6,3 (B) / 6,4 (C)	5,7 (A) / 5,7 (B) / 5,8 (C)
Fuel consumption (ex-urban) l/100 km	4,8 (A) / 4,9 (B) / 4,9 (C)	4,6 (A) / 4,7 (B) / 4,8 (C)
Fuel consumption (mixed) l/100 km	5,4 (A) / 5,4 (B) / 5,5 (C)	5,0 (A) / 5,0 (B) / 5,1 (C)
CO ₂ emissions (combined) g/km	141 (A) / 142 (B) / 144 (C)	131 (A) / 133 (B) / 135 (C)
EMISSIONS AND CONSUMPTION ACCORDING TO WLTP *		
Fuel consumption (Low speed) l/100 km	8,0 - 8,3	7,8 - 8,9
Fuel consumption (Medium speed) l/100 km	6,2 - 6,5	6,3 - 7,1
Fuel consumption (High speed) l/100 km	5,4 - 5,6	5,4 - 6,1
Fuel consumption (Extra high speed) l/100 km	6,5 - 6,9	6,6 - 7,2
Fuel consumption (combined) l/100 km	6,3 - 6,6	6,4 - 7,1
CO ₂ emissions (Low) g/km	210 - 218	204 - 232
CO ₂ emissions (Medium) g/km	163 - 171	166 - 185
CO ₂ emissions (High) g/km	140 - 148	142 - 159
CO ₂ emissions (Extra High) g/km	170 - 180	172 - 190
CO ₂ emissions (combined) g/km	165 - 173	166 - 185
WEIGHTS AND MEASURES		
Min. curb weight (kg)	1.672	1.698
Running order weight (kg)	1.742	1.735
Max. total weight (kg)	2.240	2.250
Max. braked/unbraked trailer (kg)	2.000/750	2.100/750
Max. roof load capacity (kg)	75	75
Largest load volume with bench seat back folded down ISO V214-1 (incl. V209) (liters)	1.328	1.328
Largest volume load compartment ISO V214-2 (incl. V209) (liters)	578	578
Volume load compartment under luggage cover ISO V211-2 (incl. V209) (liters)	452	452
Volume under load compartment floor (with spare wheel/with tyre repair kit/without spare wheel and without tyre repair kit) ISO V209 (liters)	49/82/101	49/82/101
Fuel tank capacity (litres)	54	54
Adblue tank capacity (litres)	14,5	14,5

** Only from stock



V O L V O

Note: Some of the information in this brochure may be incorrect due to changes to the product specifications introduced after the brochure was printed, in particular CO₂ emissions and fuel consumption figures. Certain equipment, options or accessories described or shown are available at an additional cost. Ask your Volvo distributor for the latest information before ordering. The manufacturer reserves the right to make changes to the prices, colours, materials, specifications and models at any time without prior notice. All list prices in this brochure are recommended resale prices.

Accessories: Recommended prices for accessories are valid to 31 December 2020. VAT as currently applicable in Belgium (21%) and the Grand Duchy of Luxembourg (17%) included, subject to printing mistakes and errors. The prices for accessories always include fitting (unless specified otherwise) and collection for recycling by Recupel (where applicable). Recommended prices for wheels and tyres always include Recytyre taxes, but not fitting. Subject to changes to specifications and prices without prior notice. The images shown are for information purposes only and may differ from the actual product.

Further information, specifications and conditions relating to our Volvo Car Extended Services can be found at volvocars.be/extendedservices-fr and in the brochures on Volvo Assistance and Volvo Assistance*, Volvo Car Extended Warranty (DAY 1 warranty contract: may be arranged up to 30 days after the start of the factory warranty) and Total Service Plan. Non-binding document, subject to changes in specifications and prices without prior notice.

Environmental information [Royal Decree 19/03/2004]: all self-respecting Volvo drivers put safety first. Registered address/head office: Volvo Car Gent SA/NV, Avenue John Kennedy 25, B-9000 Ghent - Place of business: Volvo Car Belux - VAT no.: BE 0420.383.548

VOLVOCARS.BE/.LU
2020 - V03.MY21
Gedrukt in België 2020.

